

New Materials

- FEA and assessment methods for materials like elastomers, short fiber reinforced plastics, laminates with continuous fibers

Material Parameter Fitting

- Set up of FEA or FEMFAT material data to adjust results to specimen or component tests
- Considering production process effects like residual stresses from hardening or forming

Your Benefits

- Large and highly experienced team
- Knowledge in result interpretation and improvement of structures
- Integration of different simulation disciplines (FEA, MBS, CFD, NVH,..)
- Cooperation with inhouse and external test labs



Contact Head Office:

Austria

Magna Powertrain
Engineering Center Steyr GmbH & Co KG
Steyrer Strasse 32, 4300 St.Valentin
Markus Kaltenböck
Manager Strength / Durability
Phone: +43 7435 501 2324
Cell: +43 664 8265 145
markus.kaltenboeck@magna.com

Contact Sales Offices:

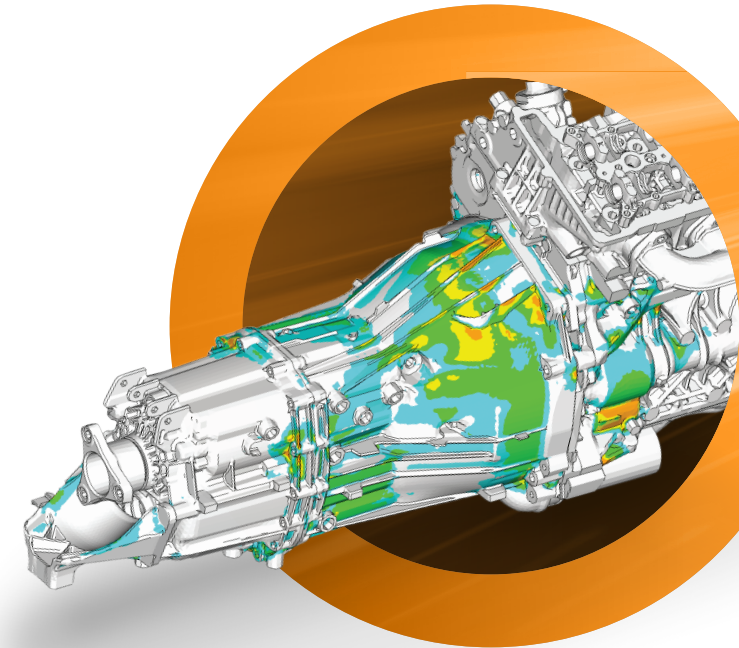
Japan

Magna International, Tokyo
Noriyuki Muramatsu
Phone: +81 3 3548 0310
noriyuki.muramatsu@magna.com

China

Magna Powertrain, Shanghai
Aisheng Tang
Phone: +86 21 6165 1662
aisheng.tang@magna.com

Disclaimer:
Engineering Center Steyr GmbH & Co KG
Strength & Durability Simulation - 2017



Strength & Durability Simulation

Analyses of Vehicle Components

engineering.mpt.magna.com




Simulation Services

- Large range of simulation services from standard to high end Finite Element Analyses (FEA) and fatigue simulations with FEMFAT
- Specialists for defining static and cyclic material properties for the usage in FEA and FEMFAT
- Static and transient simulations
- Method development
- Complete process support e.g. load definition, material data, FEA and fatigue assessment, correlation and verification, result interpretation and design recommendations
- Powertrain, body and frame & chassis simulations for passenger cars, trucks and railway structures




Engine Fatigue Analysis

- Thermal analysis including heat transfer and radiation
- ABAQUS & FEMFAT material parameter set up based on specimen tests
- Fatigue assessment (LCF, TMF, HCF)




Complex Loaded Structures

- Engine, transmissions
- Auxiliaries and add on parts
- Injection systems
- Loadings from standards, road load measurements, EHD, CFD or MBS simulations
- Tooth contact patterns from rolling off simulations




Frame Optimization

- Frame, add on parts and suspension
- From light to heavy duty vehicles



Weight Reduction

- Shape, topology and material optimization
- Coupled optimization with fatigue analysis considering material behavior and complex loads



Crash Simulation for Truck Cabs

- Certified for ECE R29 simulation
- Simulation of ECE R14, ECE R17

Joint Assessment

- Assessment of spot welds, self-piercing rivets, seam welds (steel, aluminum), laser welds, capacitor discharge weldings with FEMFAT

